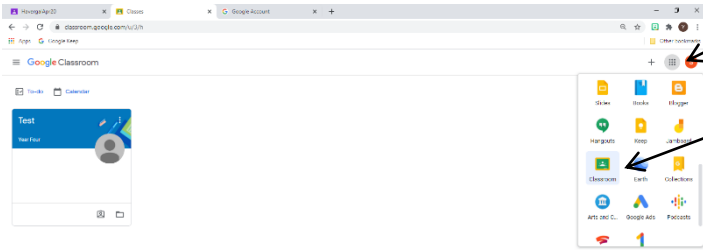
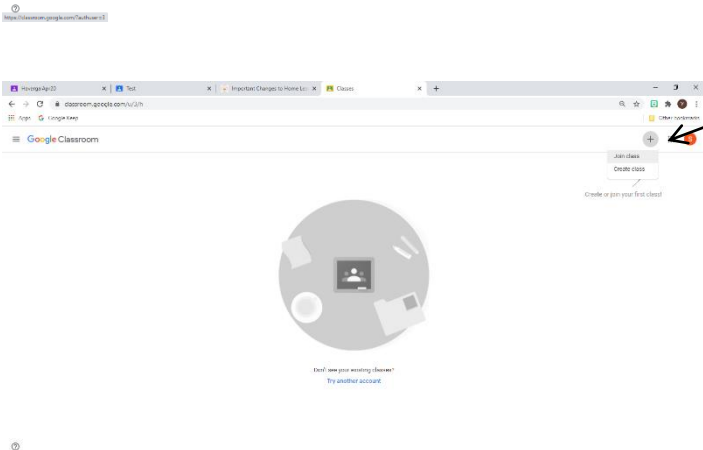


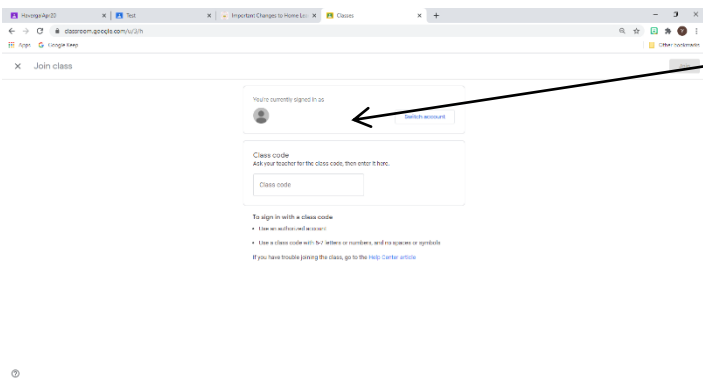
Entering your new classroom help



Click on the square dots in the corner and scroll down until you find classroom. Click and select this to return to your classroom view.

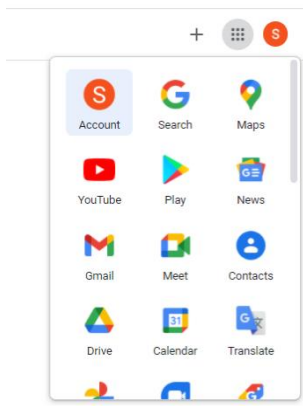


Click the plus button and then click join class to join your allocated year group.



Enter your new class code available on the school website and visible below.

Classroom Codes
Reception - f7r52kx
Year 1 - 2jyueqx
Year 2 - el2ih4i
Year 3 - 27jmdef
Year 4 - owdrb7x
Year 5 - p6uc2mv
Year 6 - vbjmtkl



As a parent, you can join multiple classrooms with the same email account if you have more than one child in the school and would like to switch quickly between year groups. You can also switch between existing email accounts by clicking on the circle in the top right corner.

For more information on setting up a google classrooms account please see advice on the school website.

Please make sure your name is a proper name (ie not a nickname). A parents name is fine. You can edit this in settings > personal info.